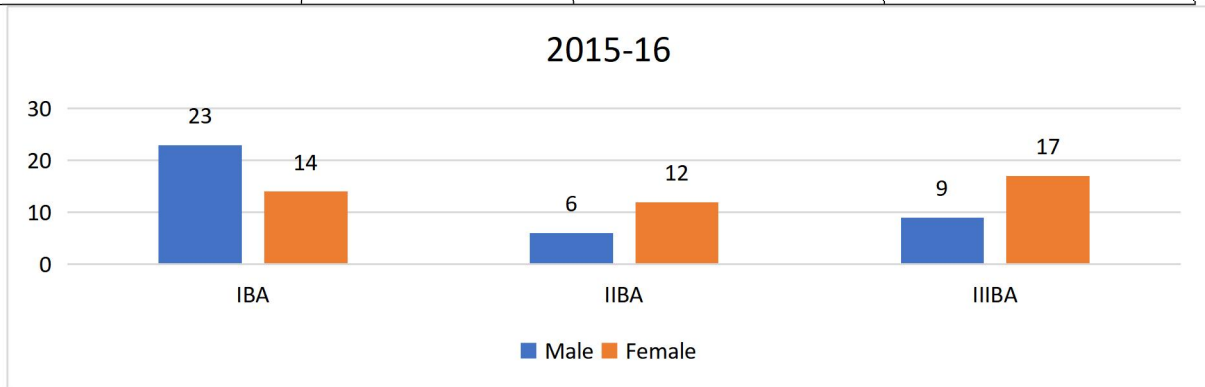


DEPARTMENT OF ECONOMICS

Profile Academic Year 2015 -16

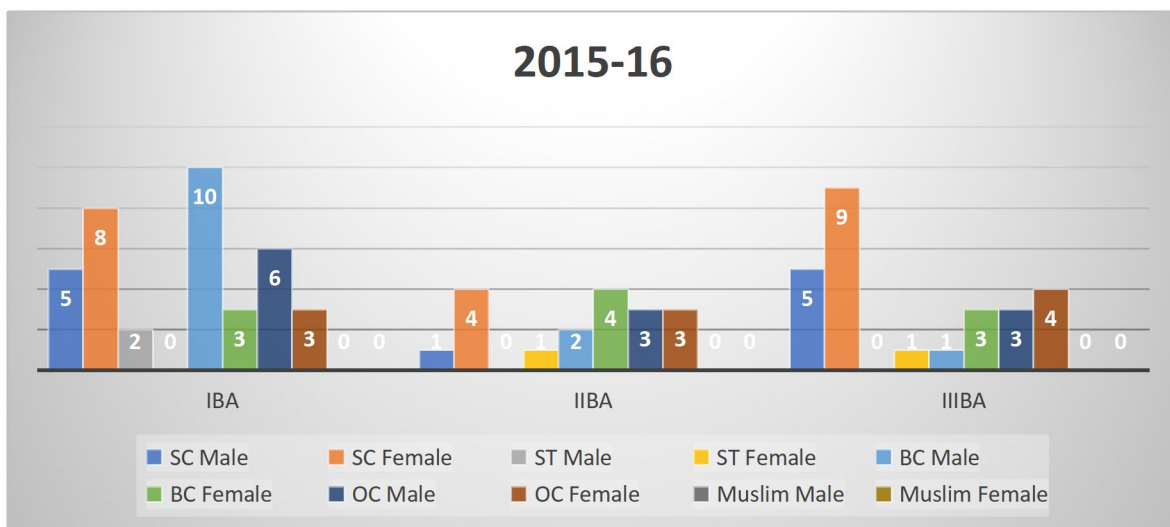
Student Profile Gender wise

Class	Male	Female	Total
IBA	23	14	37
IIBA	06	12	18
IIIBA	09	17	26



Student Profile Category wise

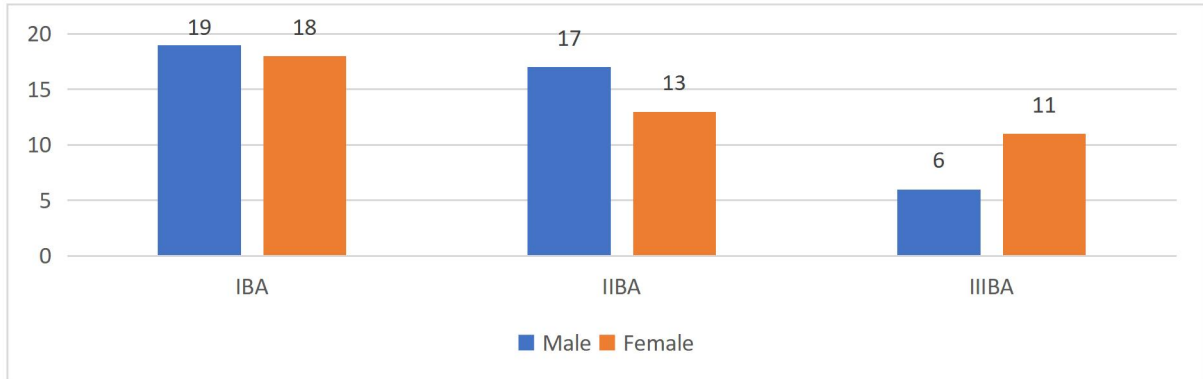
Class	SC Male	SC Female	ST Male	ST Female	BC Male	BC Female	OC Male	OC Female	Muslim Male	Muslim Female	Total
IBA	05	08	02	00	10	03	06	03	00	00	37
IIBA	01	04	00	01	02	04	03	03	00	00	18
IIIBA	05	09	00	01	01	03	03	04	00	00	26



Profile Academic Year 2016 – 17

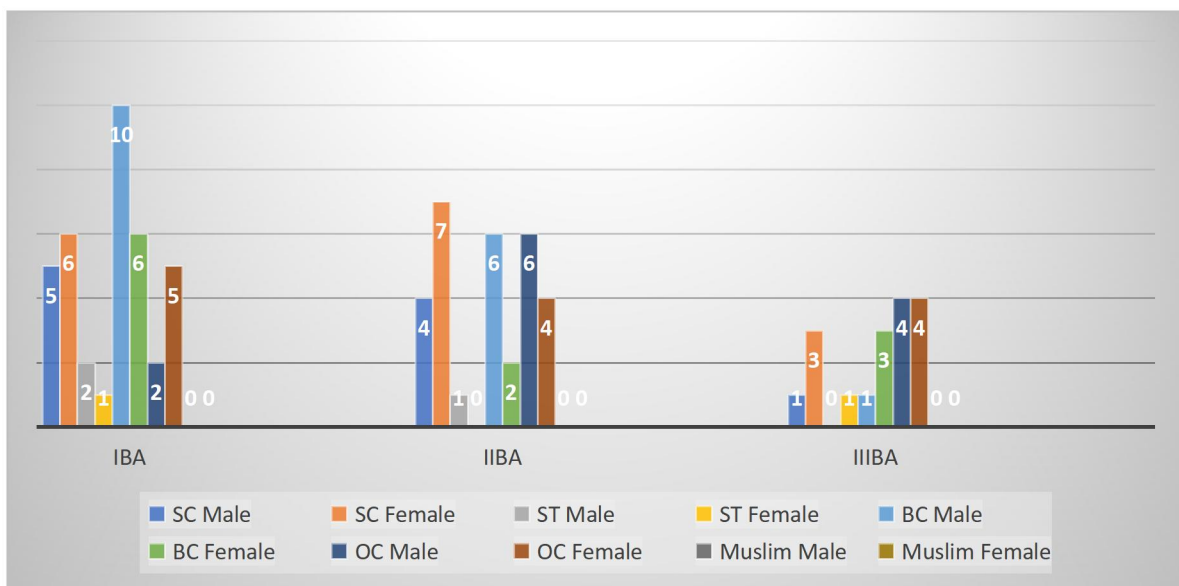
Student Profile Gender wise

Class	Male	Female	Total
IBA	19	18	37
IIBA	17	13	30
IIIBA	06	11	17



Student Profile Category wise

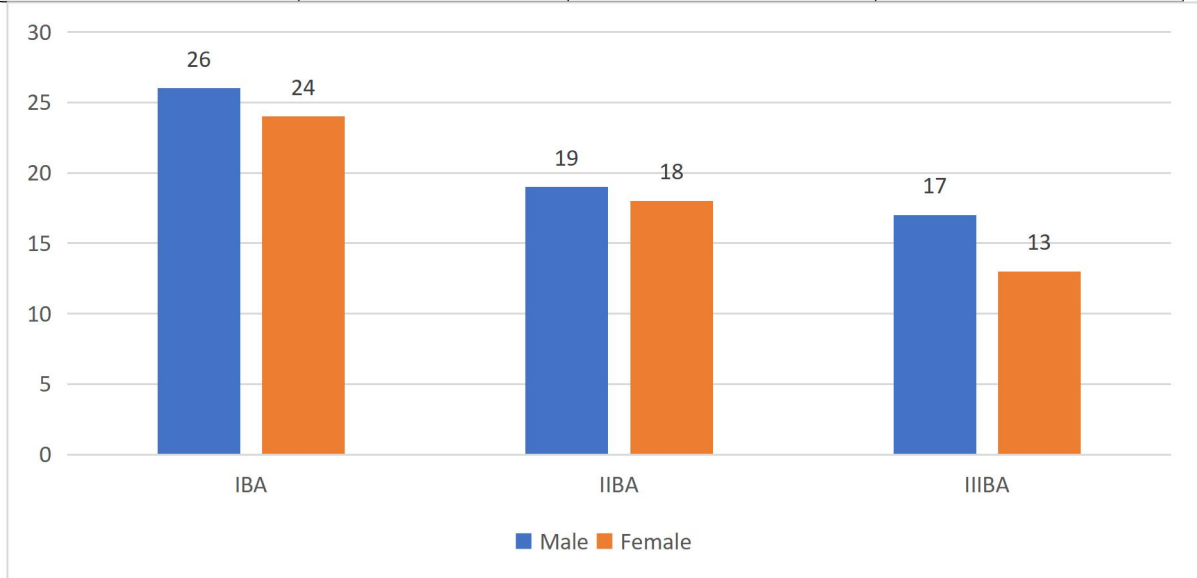
Class	SC Male	SC Female	ST Male	ST Female	BC Male	BC Female	OC Male	OC Female	Muslim Male	Muslim Female	Total
IBA	05	06	02	01	10	06	02	05	00	00	37
IIBA	04	07	01	00	06	02	06	04	00	00	30
IIIBA	01	03	00	01	01	03	04	04	00	00	17



Academic Year 2017-18

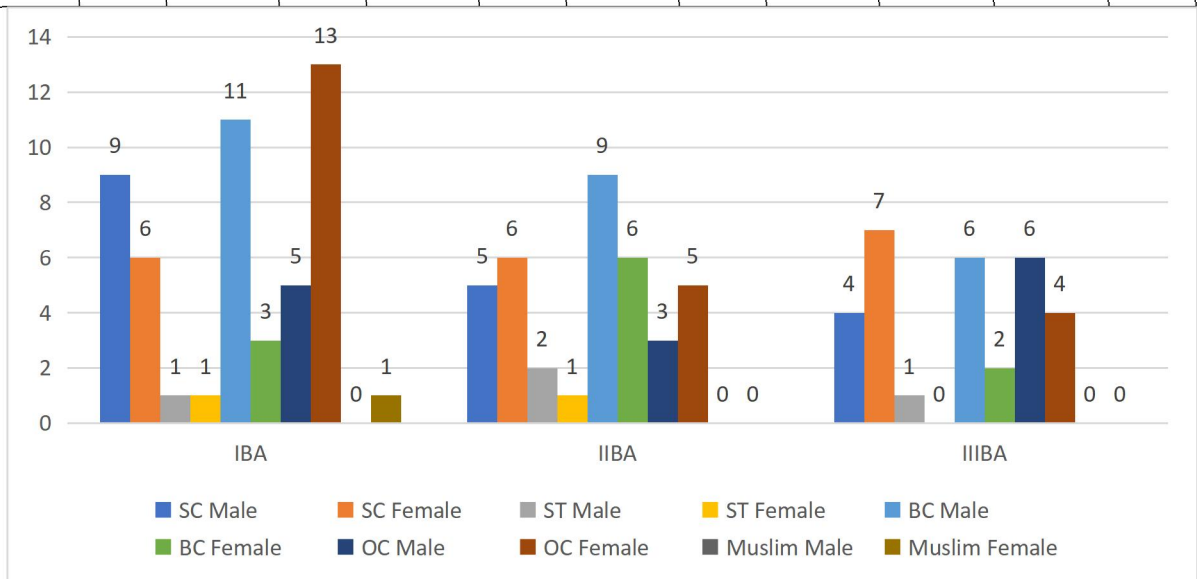
Student Profile Gender wise

Class	Male	Female	Total
IBA	26	24	50
IIBA	19	18	37
IIIBA	17	13	30



Student Profile Category wise

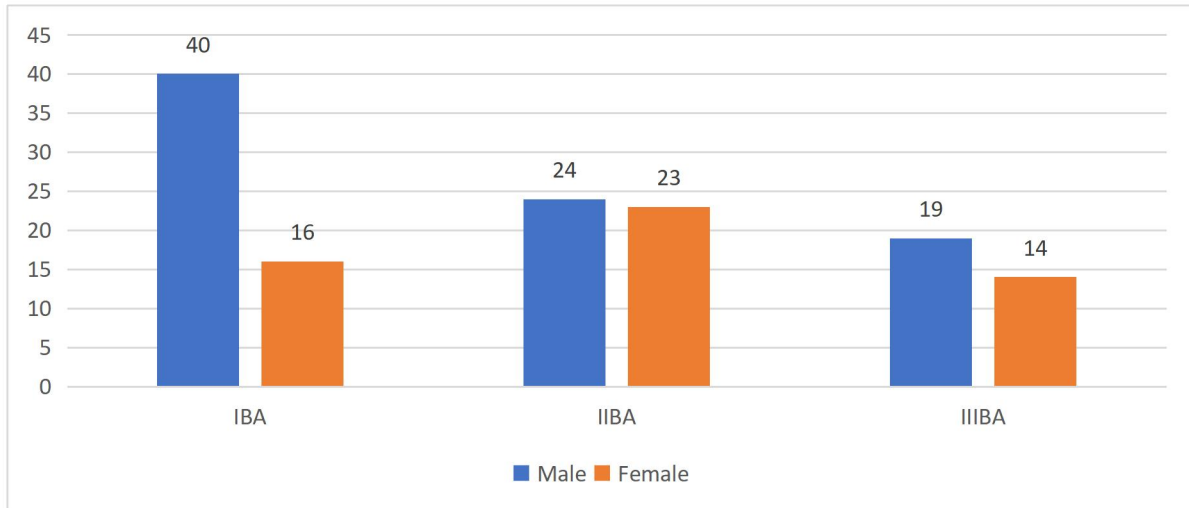
Class	SC Male	SC Female	ST Male	ST Female	BC Male	BC Female	OC Male	OC Female	Muslim Male	Muslim Female	Total
IBA	09	06	01	01	11	03	05	13	00	01	50
IIBA	05	06	02	01	09	06	03	05	00	00	37
IIIBA	04	07	01	00	06	02	06	04	00	00	30



Academic Year 2018– 19

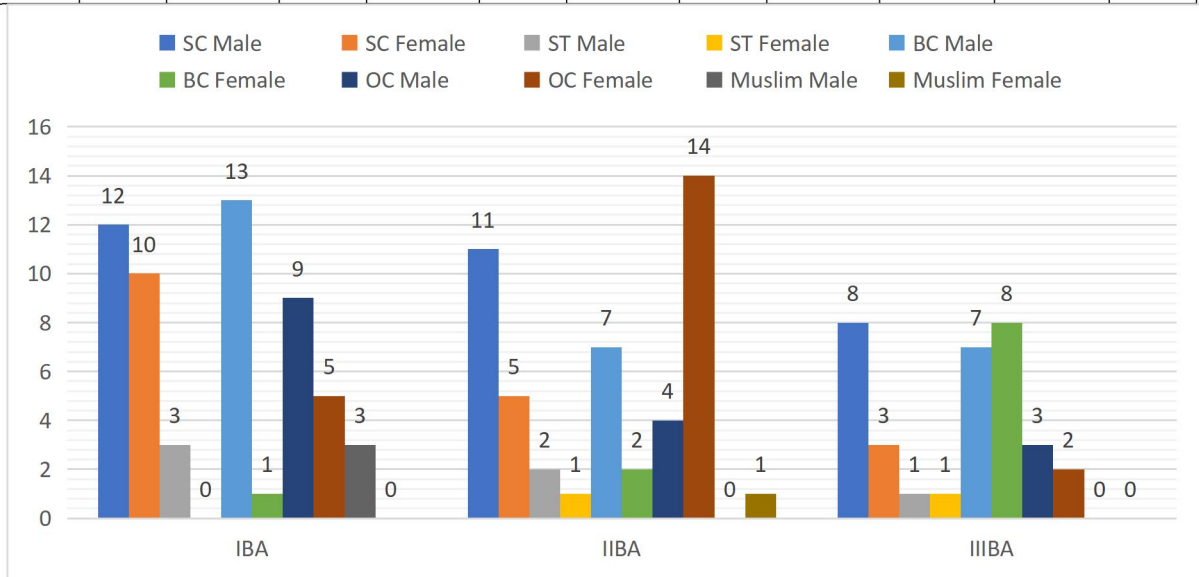
Student Profile Gender wise

Class	Male	Female	Total
IBA	40	16	56
IIBA	24	23	47
IIIBA	19	14	33



Student Profile Category wise

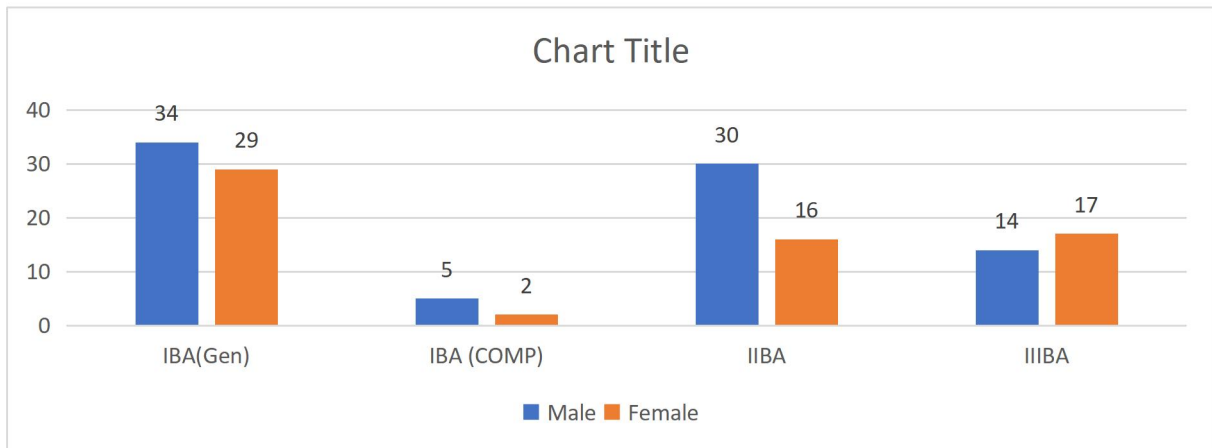
Class	SC Male	SC Female	ST Male	ST Female	BC Male	BC Female	OC Male	OC Female	Muslim Male	Muslim Female	Total
IBA	12	10	03	00	13	01	09	05	03	00	56
IIBA	11	05	02	01	07	02	04	14	00	01	47
IIIBA	08	03	01	01	07	08	03	02	00	00	33



Academic Year 2019-20

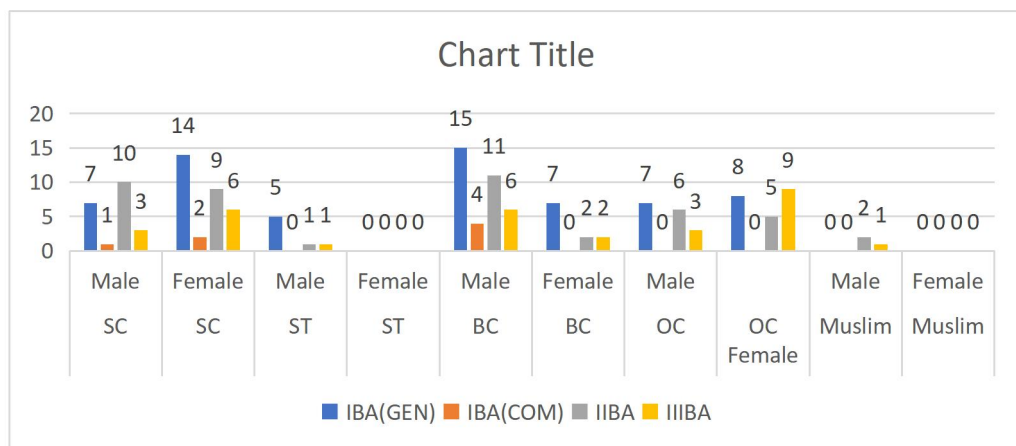
Student Profile Gender wise

Class	Male	Female	Total
IBA(Gen)	34	29	63
IBA (COMP)	05	02	07
IIBA	30	16	46
IIIBA	14	17	31



Student Profile Category wise

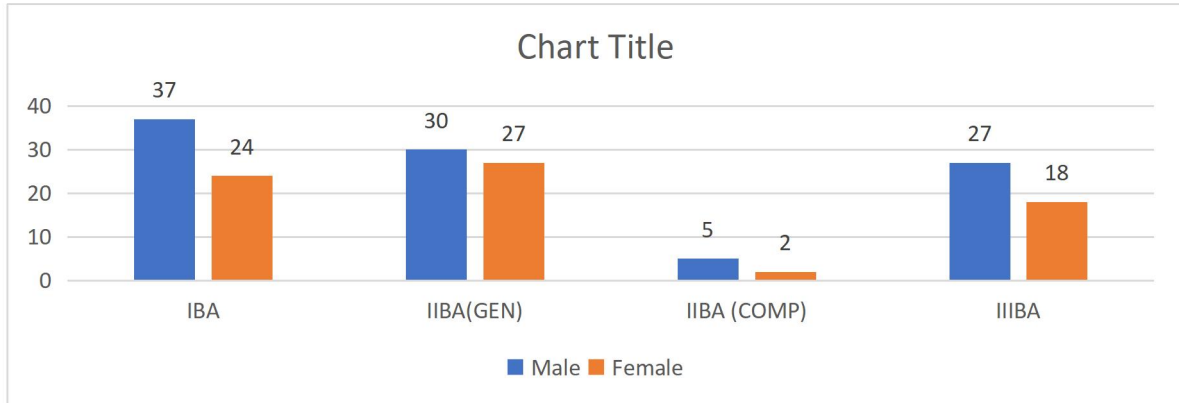
Class	SC Male	SC Female	ST Male	ST Female	BC Male	BC Female	OC Male	OC Female	Muslim Male	Muslim Female	Total
IBA(GEN)	07	14	05	00	15	07	07	08	00	00	63
IBA(COM)	01	02	00	00	04	00	00	00	00	00	07
IIBA	10	09	01	00	11	02	06	05	02	00	46
IIIBA	03	06	01	00	06	02	03	09	01	00	31



Academic Year 2020– 21

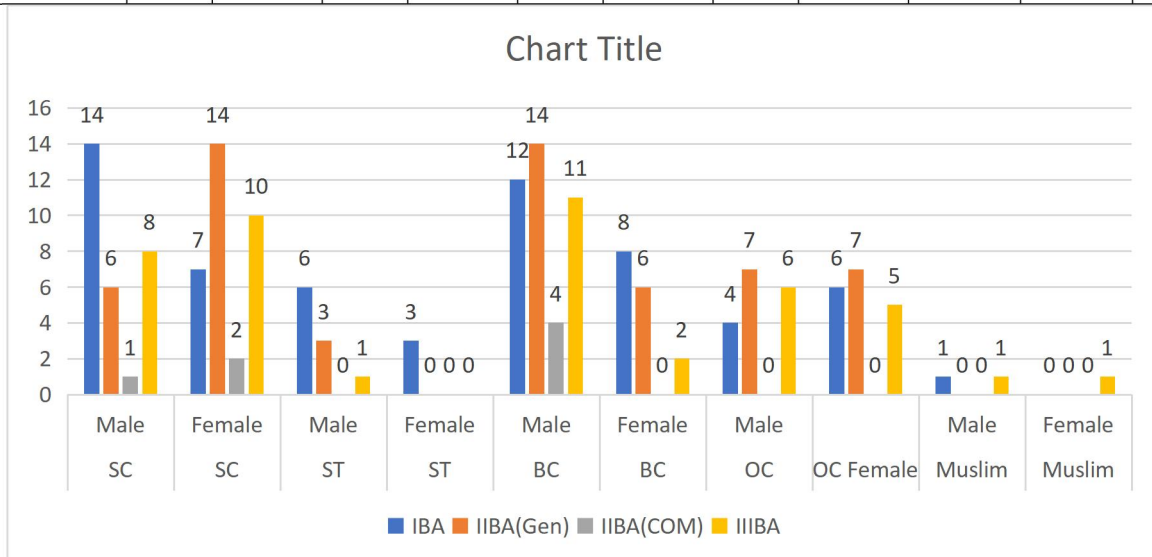
Student Profile Gender wise

Class	Male	Female	Total
IBA	37	24	61
IIBA(GEN)	30	27	57
IIBA (COMP)	05	02	07
IIIBA	27	18	45



Student Profile Category wise

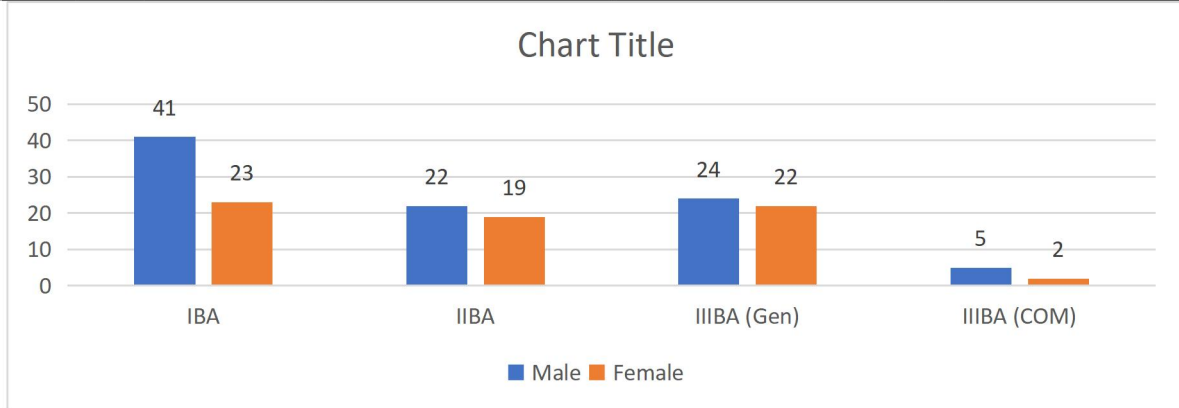
Class	SC Male	SC Female	ST Male	ST Female	BC Male	BC Female	OC Male	OC Female	Muslim Male	Muslim Female	Total
IBA	14	07	06	03	12	08	04	06	01	00	61
IIBA(Gen)	06	14	03	00	14	06	07	07	00	00	57
IIBA(COM)	01	02	00	00	04	00	00	00	00	00	07
IIIBA	08	10	01	00	11	02	06	05	01	01	45



Academic Year 2021– 22

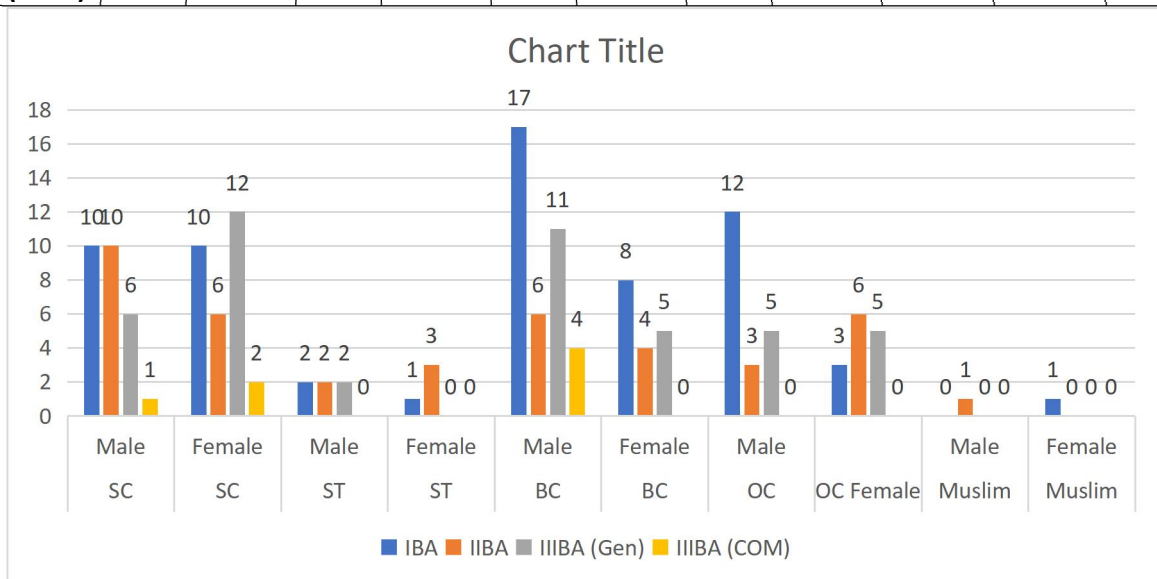
Student Profile Gender wise

Class	Male	Female	Total
IBA	41	23	64
IIBA	22	19	41
IIIBA (Gen)	24	22	53
IIIBA (COM)	05	02	07



Student Profile Category wise

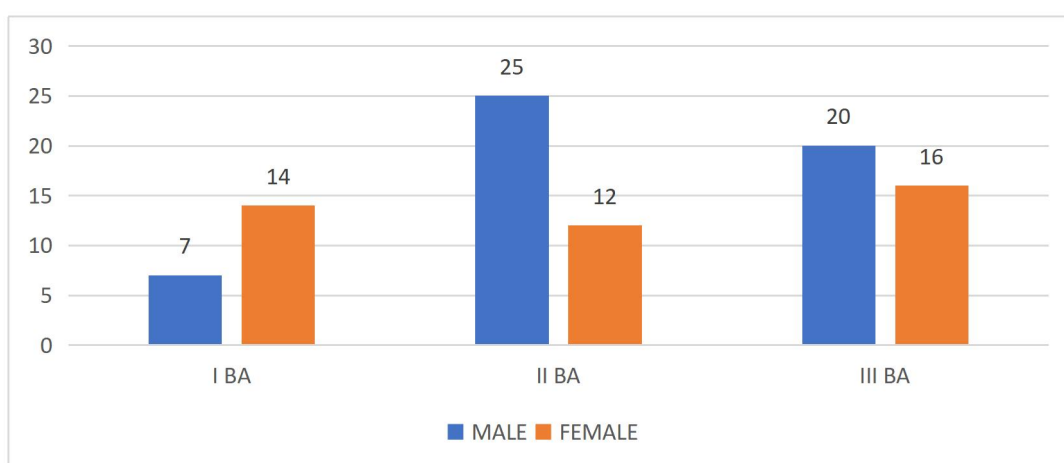
Class	SC Male	SC Female	ST Male	ST Female	BC Male	BC Female	OC Male	OC Female	Muslim Male	Muslim Female	Total
IBA	10	10	02	01	17	08	12	03	00	01	64
IIBA	10	06	02	03	06	04	03	06	01	00	41
IIIBA (Gen)	06	12	02	00	11	05	05	05	00	00	46
IIIBA (COM)	01	02	00	00	04	00	00	00	00	00	07



Profile Academic Year 2022-23

Student Profile Gender wise

Class	Male	Female	TOTAL
IBA	07	14	21
IIBA	25	12	37
IIIBA	20	16	36



Student Profile Category wise

Class	SC Male	SC Female	ST Male	ST Female	BC Male	BC Female	OC Male	OC Female	Muslim Male	Muslim Female	Total
IBA	01	02	00	00	03	08	03	04	00	00	21
IIBA	09	05	01	01	07	03	08	03	00	01	37
IIIBA	10	06	02	02	06	03	02	05	00	00	36

