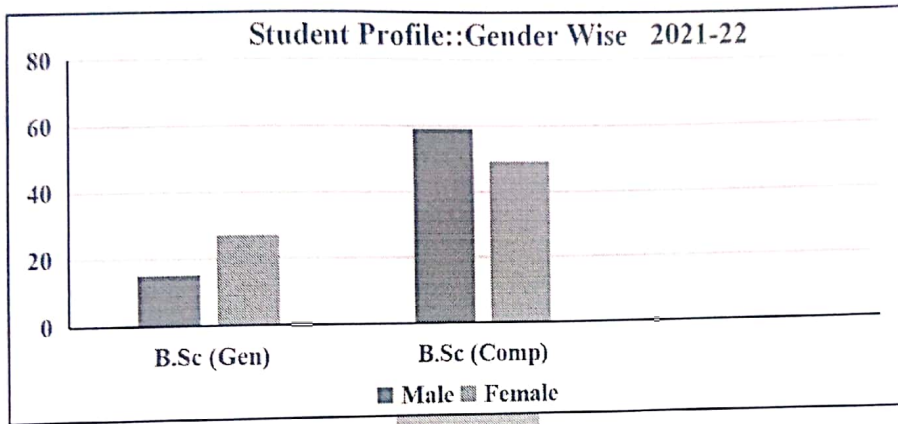


**Department of Physics
Student Profile :: Genderwise
(2015-16 to 2021-22)**

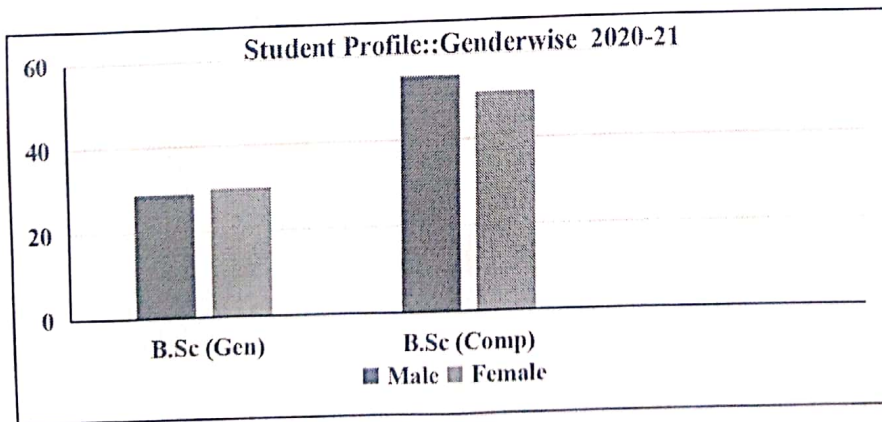
2021-22

| Programme | Male | Female |
|--------------|-----------|-----------|
| B.Sc (Gen) | 15 | 27 |
| B.Sc (Comp) | 59 | 49 |
| Total | 74 | 76 |



2020-21

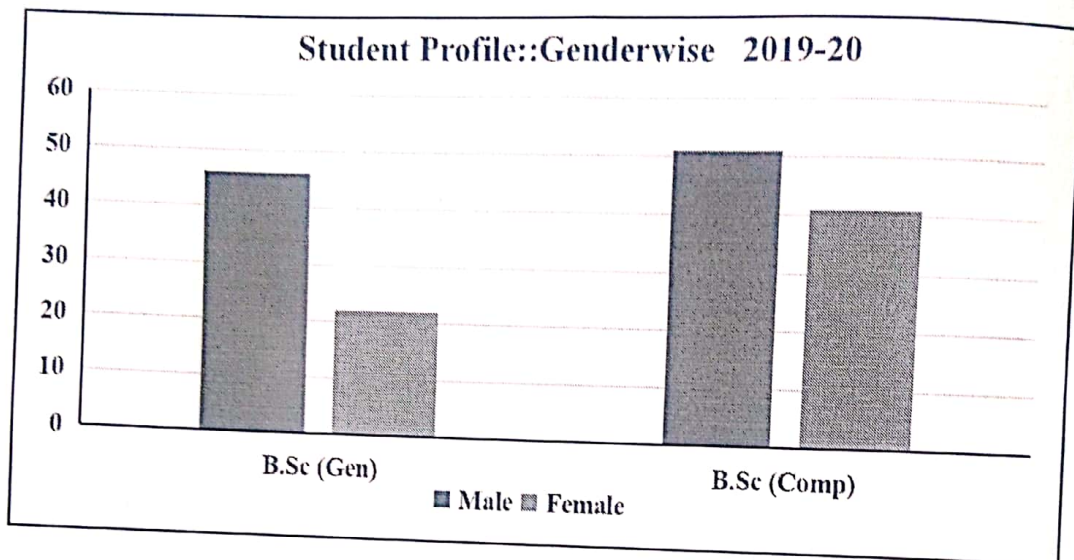
| Programme | Male | Female |
|--------------|-----------|-----------|
| B.Sc (Gen) | 29 | 30 |
| B.Sc (Comp) | 55 | 51 |
| Total | 84 | 81 |




PRINCIPAL
GOVT. DEGREE COLLEGE,
AVANIGADDA, Krishna Dist

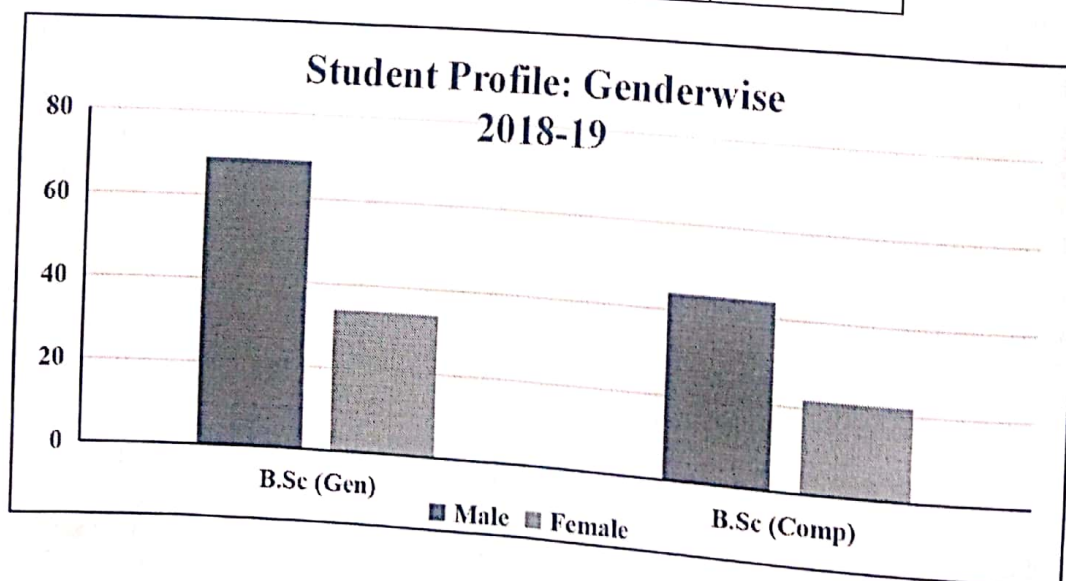
2019-20

| Programme | Male | Female |
|-------------|------|--------|
| B.Sc (Gen) | 46 | 22 |
| B.Sc (Comp) | 51 | 41 |
| Total | 97 | 63 |



2018-19

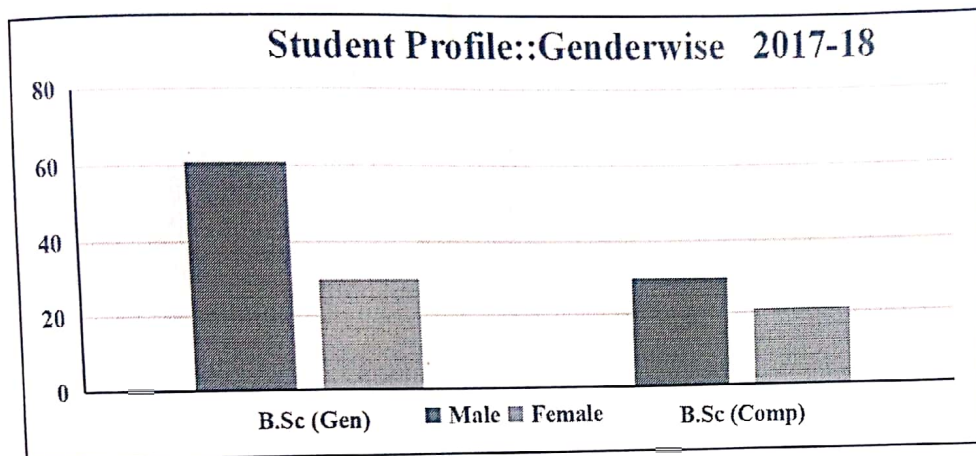
| Programme | Male | Female |
|-------------|------|--------|
| B.Sc (Gen) | 69 | 34 |
| B.Sc (Comp) | 44 | 22 |
| Total | 113 | 56 |




PRINCIPAL
GOVT. DEGREE COLLEGE,
VANIGADDA, Krishna Dist.

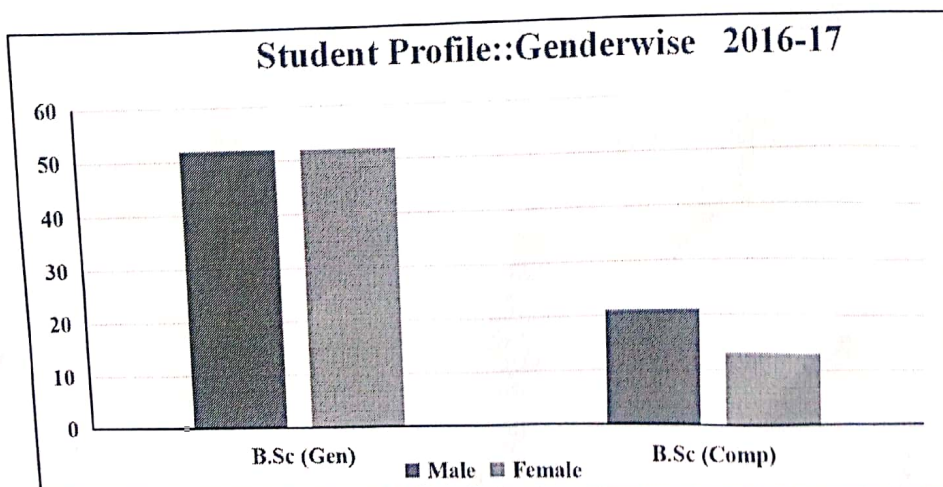
2017-18

| Programme | Male | Female |
|--------------|-----------|-----------|
| B.Sc (Gen) | 61 | 59 |
| B.Sc (Comp) | 30 | 21 |
| Total | 91 | 80 |



2016-17

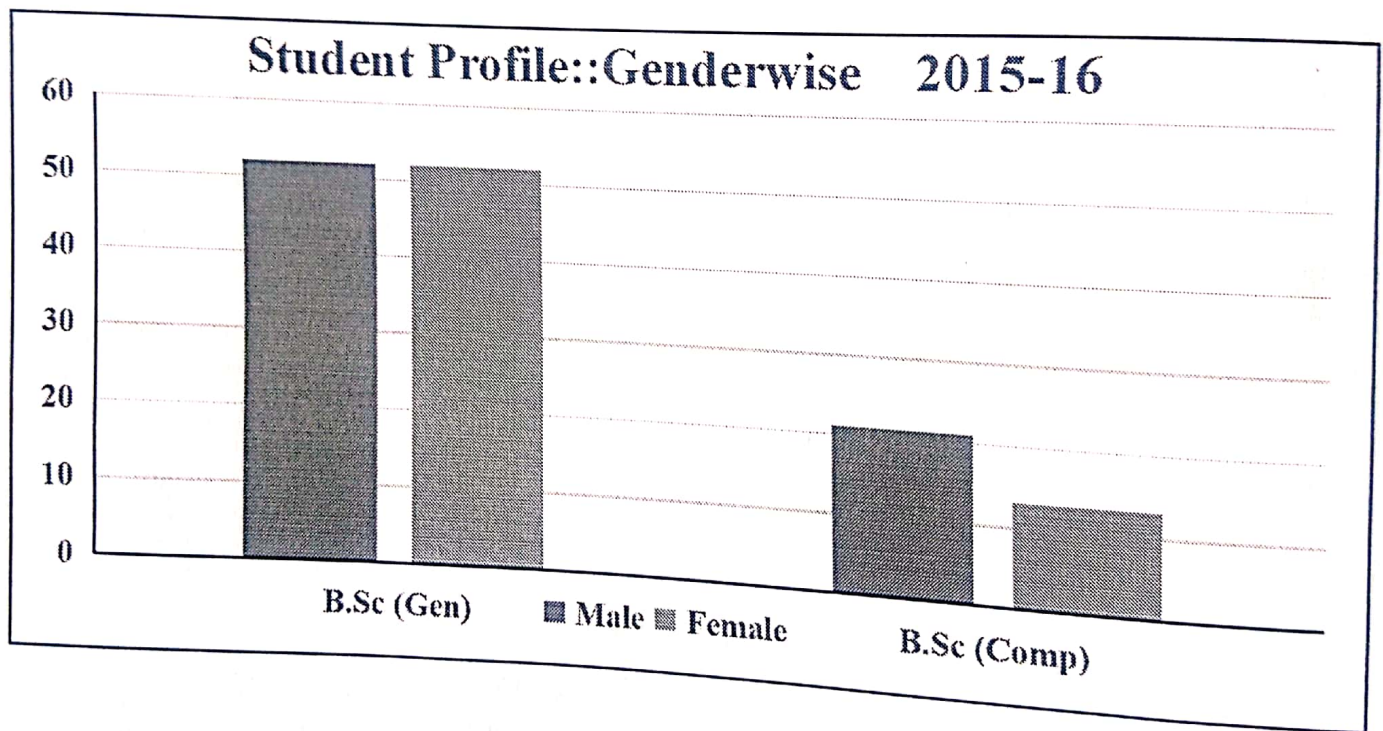
| Programme | Male | Female |
|--------------|-----------|-----------|
| B.Sc (Gen) | 52 | 52 |
| B.Sc (Comp) | 21 | 13 |
| Total | 73 | 65 |




PRINCIPAL
GOVT. DEGREE COLLEGE,
AVANIGADDA, Krishna Dist.

2015-16

| Programme | Male | Female |
|-------------|------|--------|
| B.Sc (Gen) | 45 | 24 |
| B.Sc (Comp) | 16 | 0 |
| Total | 61 | 24 |



D. [Signature]

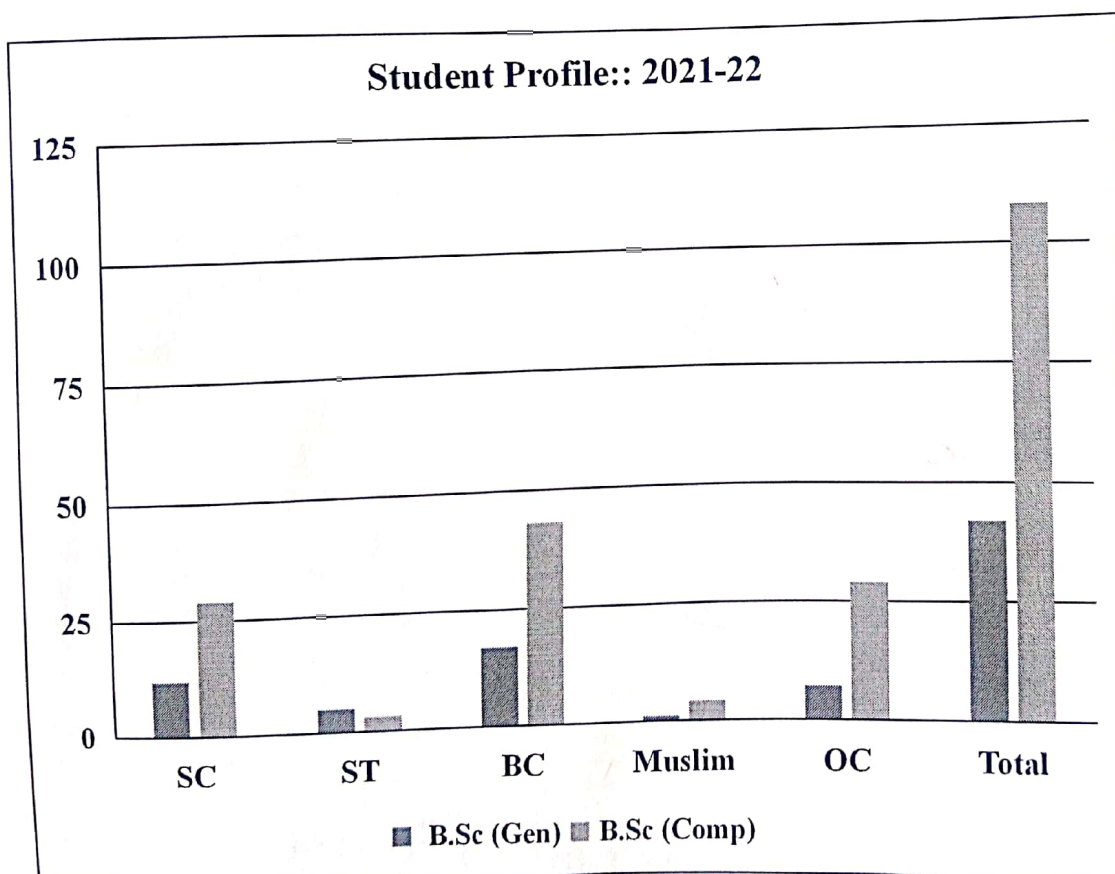
PRINCIPAL
GOVT. DEGREE COLLEGE,
AVANIGADDA, Krishna Dist.

Department of Physics

STUDENT PROFILE (Caste wise)(2015-16 to 2021-22)

2021-22

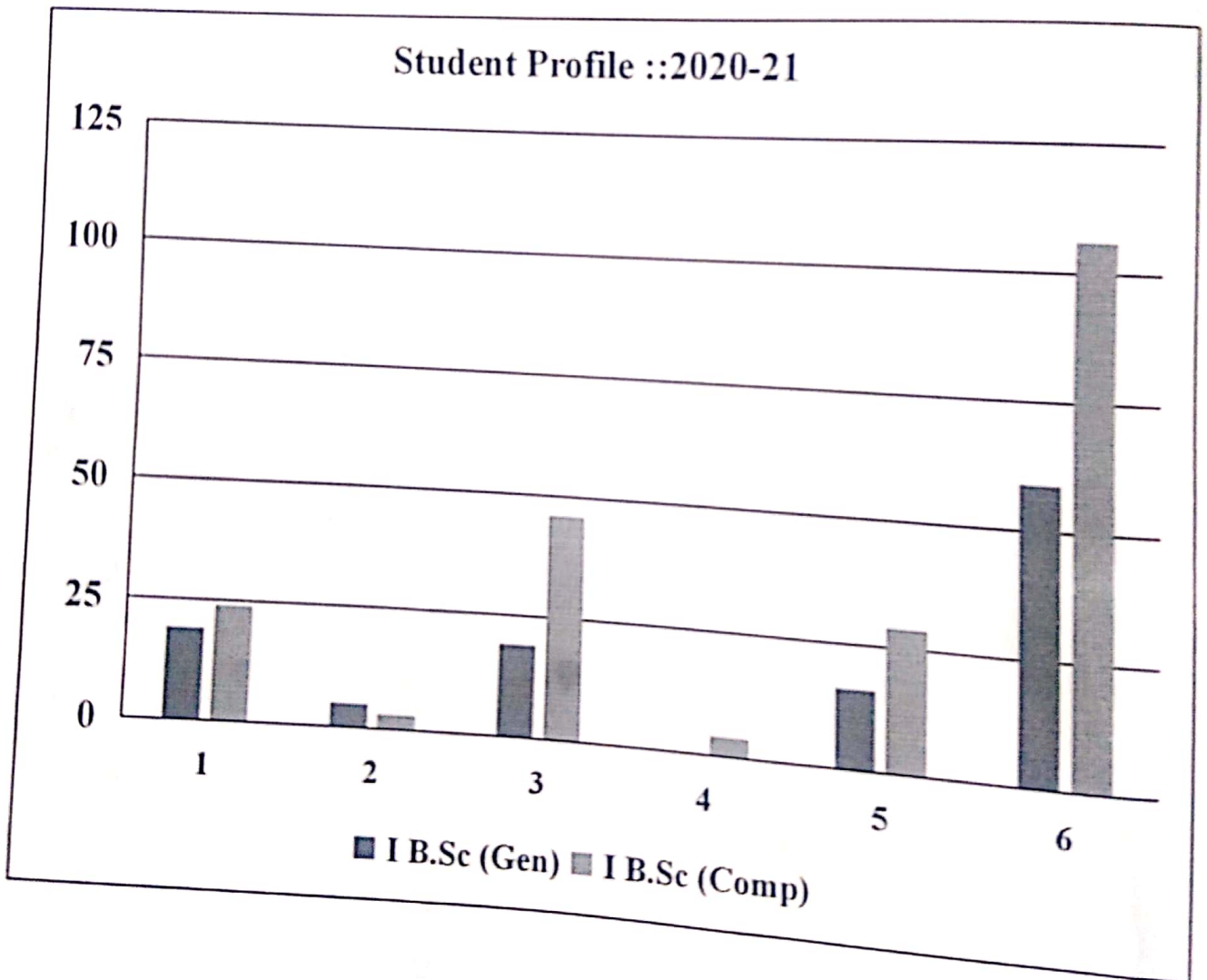
| Programme | SC | ST | BC | Muslim | OC | Total |
|-------------|----|----|----|--------|----|-------|
| B.Sc (Gen) | 12 | 5 | 17 | 1 | 7 | 42 |
| B.Sc (Comp) | 29 | 3 | 43 | 4 | 29 | 108 |
| Total | 41 | 8 | 60 | 5 | 36 | 150 |




PRINCIPAL
GOVT. DEGREE COLLEGE,
AVANIGADDA, Krishna Dist.

2020-21

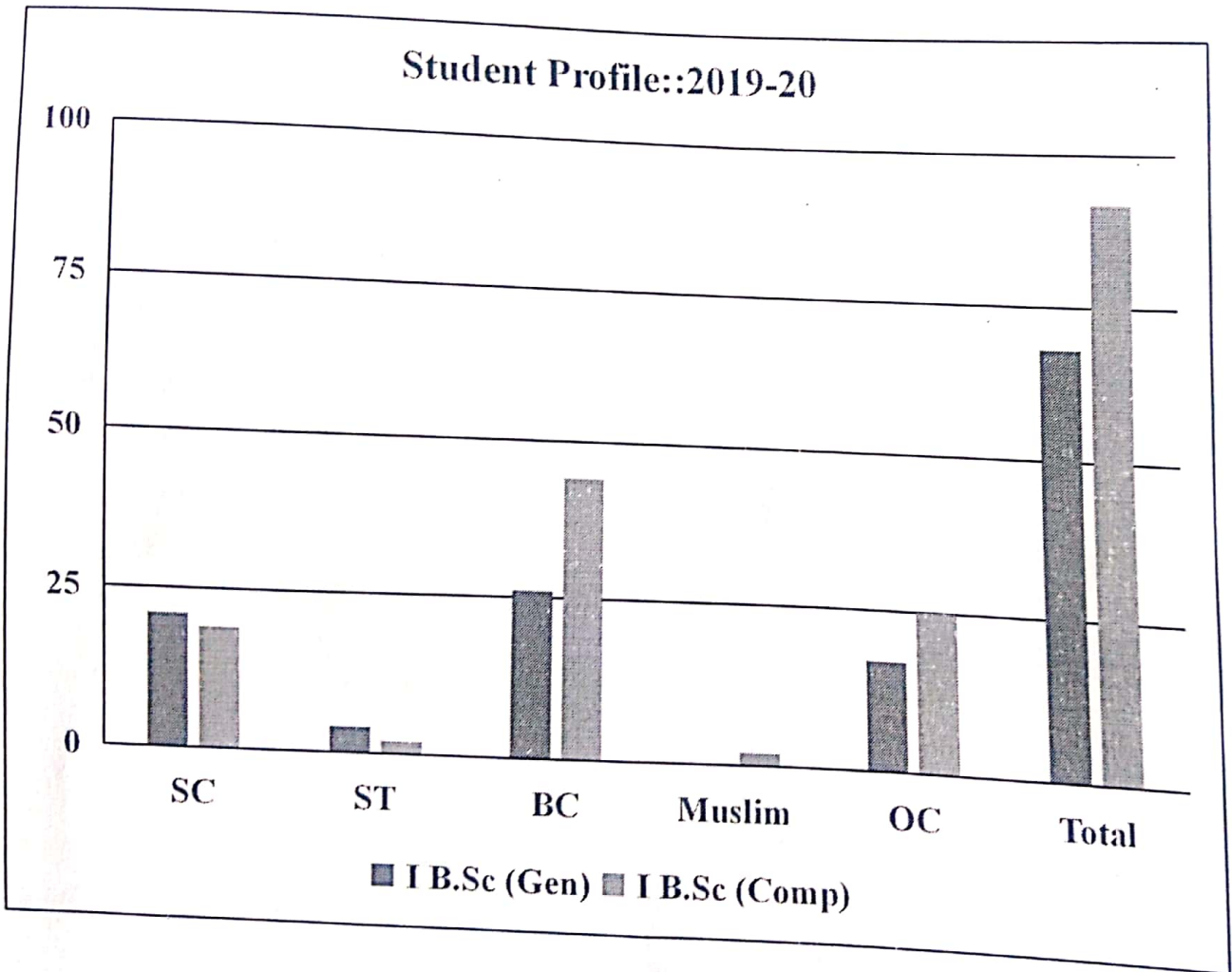
| Programme | SC | ST | BC | Muslim | OC | Total |
|---------------|----|----|----|--------|----|-------|
| I B.Sc (Gen) | 19 | 5 | 19 | 0 | 16 | 59 |
| I B.Sc (Comp) | 24 | 3 | 46 | 4 | 29 | 106 |
| Total | 43 | 8 | 65 | 4 | 45 | 165 |




PRINCIPAL
GOVT. DEGREE COLLEGE,
AVANIGADDA, Krishna Dist.

2019-20

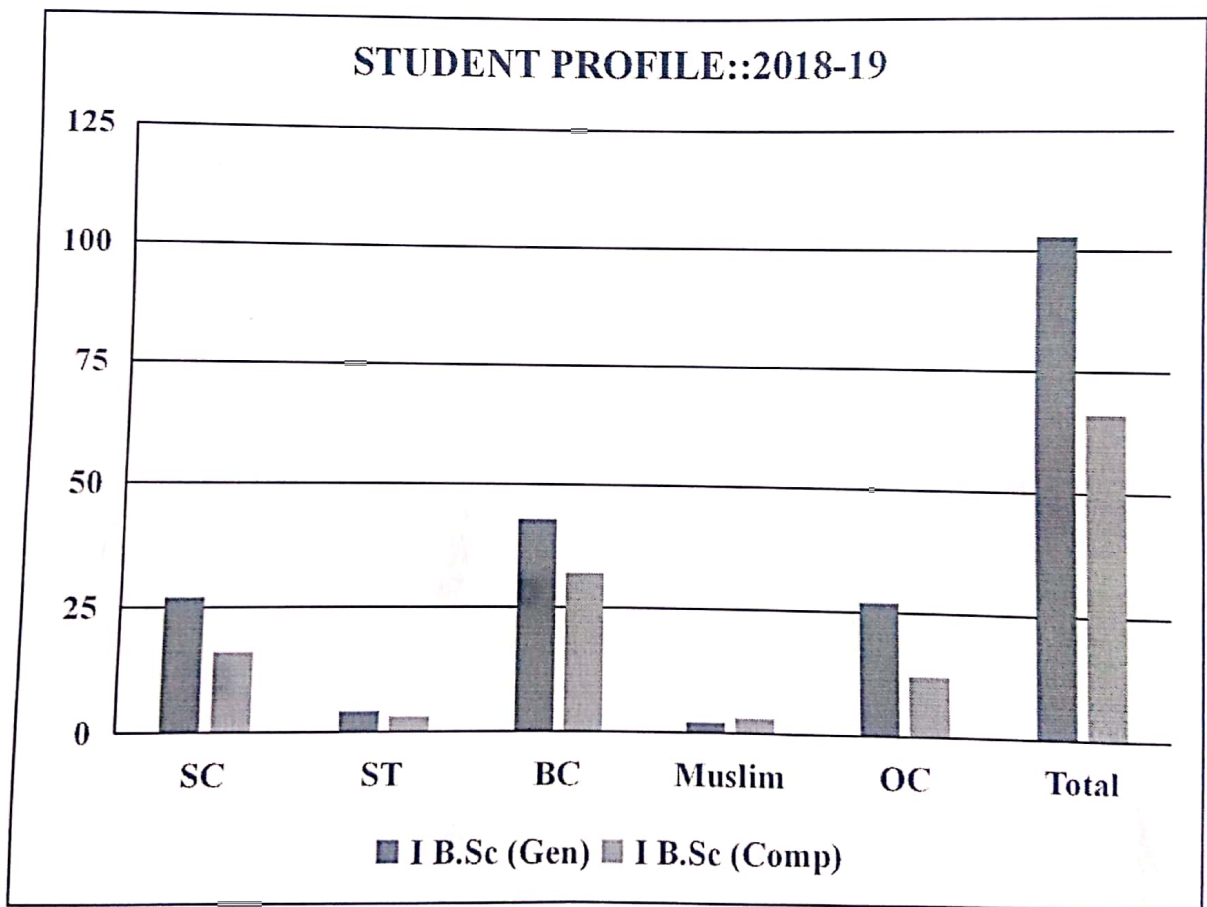
| Programme | SC | ST | BC | Muslim | OC | Total |
|---------------|----|----|----|--------|----|-------|
| I B.Sc (Gen) | 21 | 4 | 26 | 0 | 17 | 68 |
| I B.Sc (Comp) | 19 | 2 | 44 | 2 | 25 | 92 |
| Total | 40 | 6 | 70 | 2 | 42 | 160 |




PRINCIPAL
GOVT. DEGREE COLLEGE.
AVANIGADDA, Krishna Dist.

2018-19

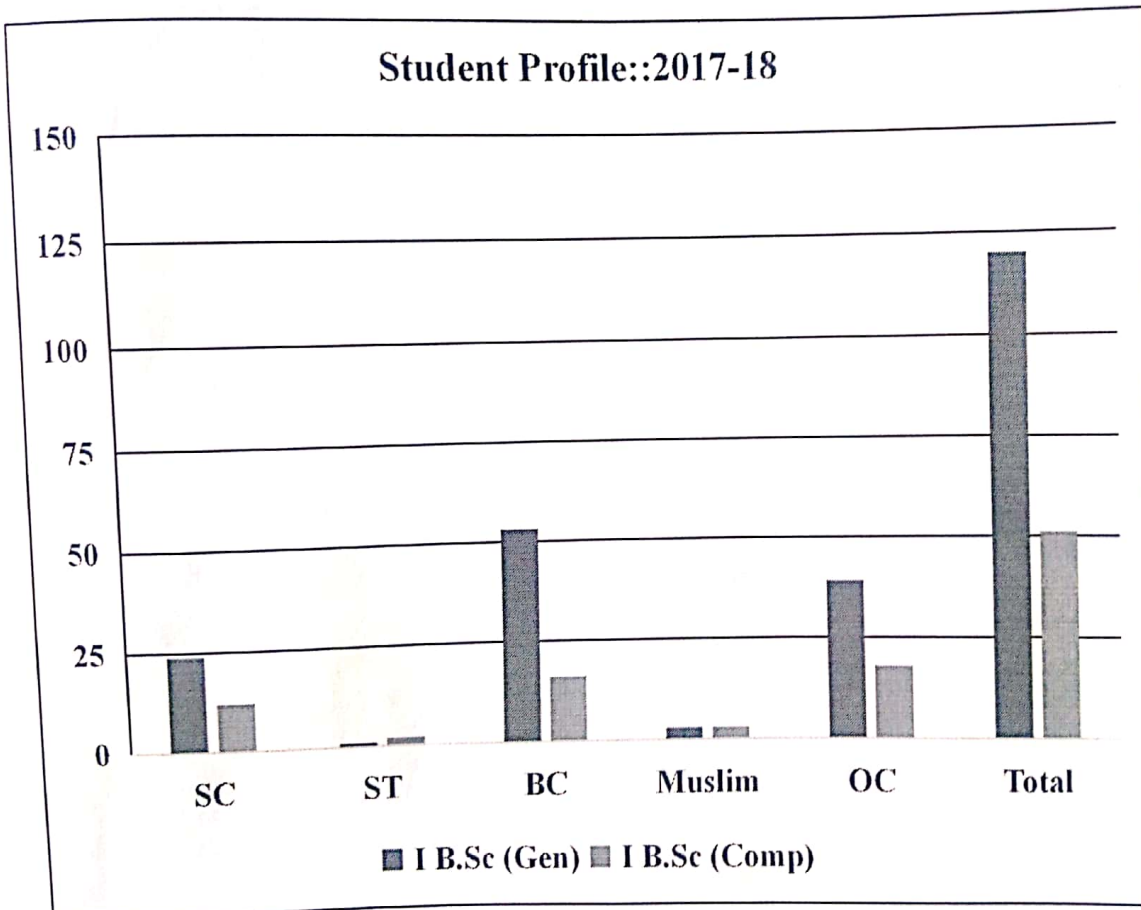
| Programme | SC | ST | BC | Muslim | OC | Total |
|---------------|-----------|----------|-----------|----------|-----------|------------|
| I B.Sc (Gen) | 27 | 4 | 43 | 2 | 27 | 103 |
| I B.Sc (Comp) | 16 | 3 | 32 | 3 | 12 | 66 |
| Total | 43 | 7 | 75 | 5 | 39 | 169 |





PRINCIPAL
GOVT. DEGREE COLLEGE,
AVANIGADDA, Krishna Dist.

2017-18

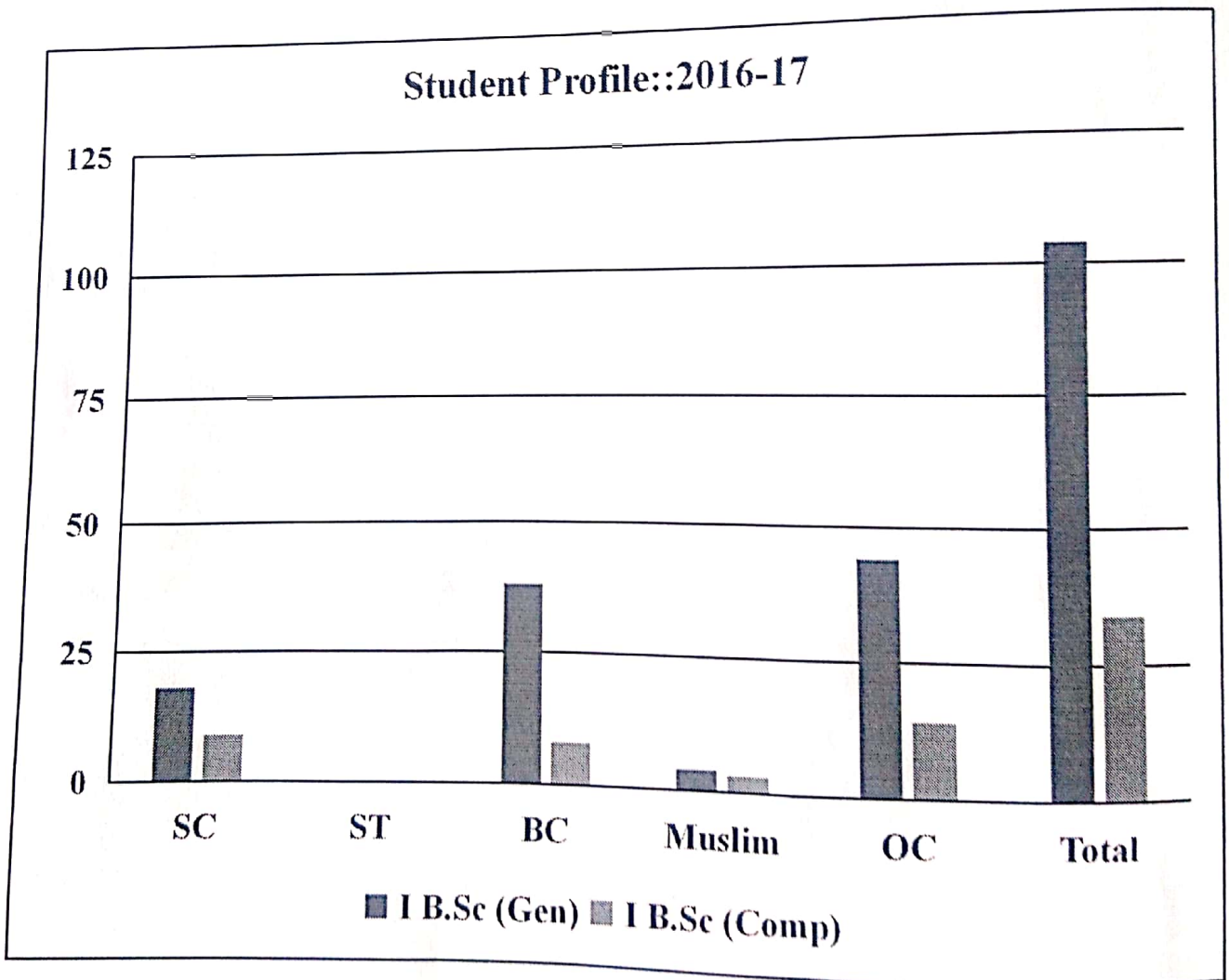
| Programme | SC | ST | BC | Muslim | OC | Total |
|---------------|----|----|----|--------|----|-------|
| I B.Sc (Gen) | 24 | 1 | 53 | 3 | 39 | 120 |
| I B.Sc (Comp) | 12 | 2 | 16 | 3 | 18 | 51 |
| Total | 36 | 3 | 69 | 6 | 57 | 171 |





PRINCIPAL
GOVT. DEGREE COLLEGE,
AVANIGADDA, Krishna Dist.

2016-17

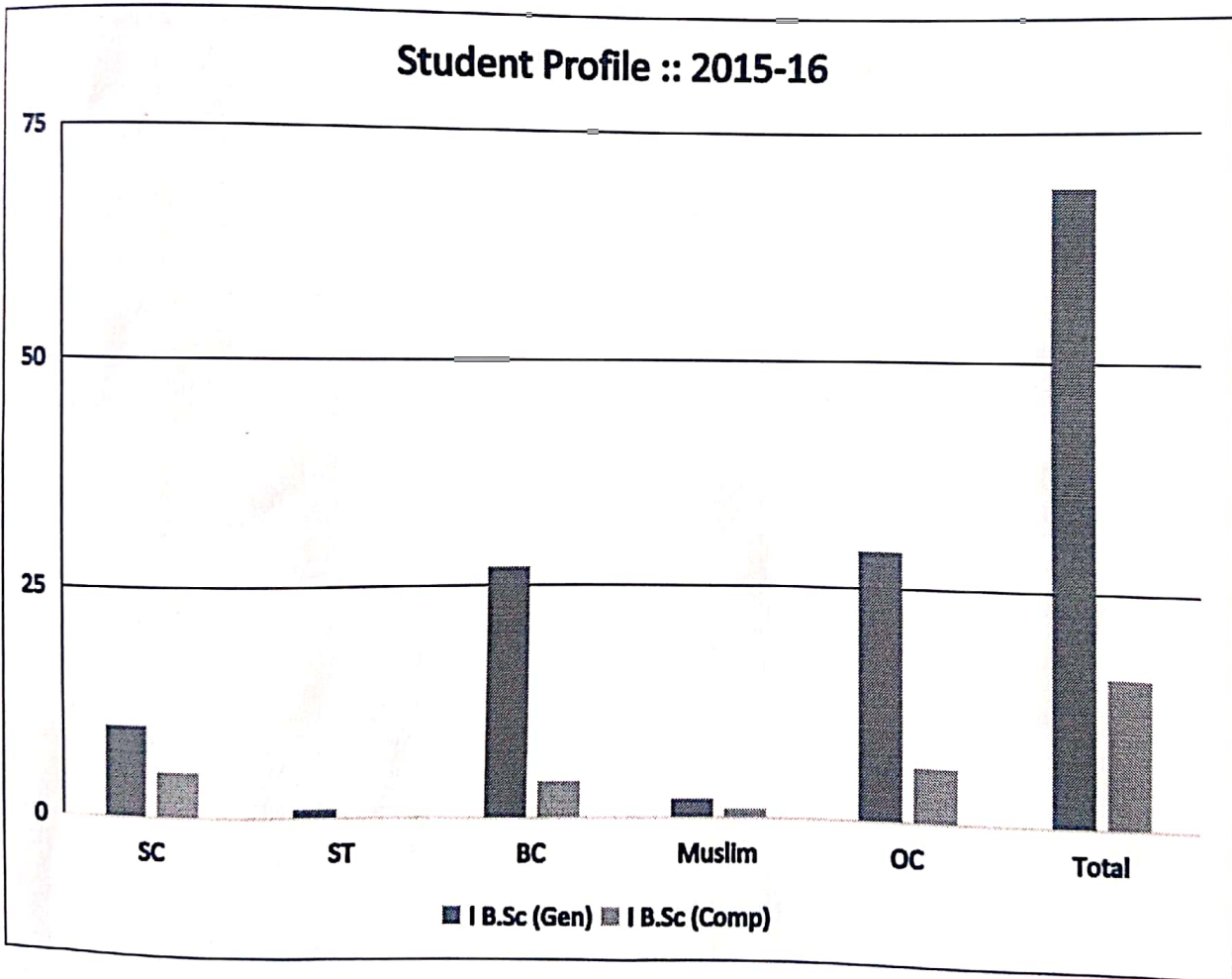
| Programme | SC | ST | BC | Muslim | OC | Total |
|---------------|-----------|----------|-----------|----------|-----------|------------|
| I B.Sc (Gen) | 18 | 0 | 38 | 4 | 44 | 104 |
| I B.Sc (Comp) | 9 | 0 | 8 | 3 | 14 | 34 |
| Total | 27 | 0 | 46 | 7 | 58 | 138 |




 PRINCIPAL
 GOVT. DEGREE COLLEGE,
 AVANIGADDA, Krishna Dist.

2015-16

| Programme | SC | ST | BC | Muslim | OC | Total |
|---------------|----|----|----|--------|----|-------|
| I B.Sc (Gen) | 10 | 1 | 27 | 2 | 29 | 69 |
| I B.Sc (Comp) | 5 | 0 | 4 | 1 | 6 | 16 |
| Total | 15 | 1 | 31 | 3 | 35 | 85 |




PRINCIPAL
GOVT. DEGREE COLLEGE,
AVANIGADDA, Krishna Dist.