

Syllabus of the course

Module 1

Introduce tailoring and tools ,machine working,-Terms used in Tailoring -
Stiching practice- knot-himming, sewing,- button stiching- hand stiching-
Lines, rounds,squares crosses stiching .

Module 2

Cut drayer Paper cutting and cloth stiching

Ful drayer Paper cutting and cloth stiching

Fillow cover Paper cutting and cloth stiching

Cross saree petticoat Paper cutting and cloth stiching

Plain saree petticoat Paper cutting and cloth stiching

Long petticoat Paper cutting and cloth stiching

Short 3/4 petticoat Paper cutting and cloth stiching

Gown Paper cutting and cloth stiching

Long jacket collar neck, round neck.square neck Paper cutting and cloth stiching

Long fruak Paper cutting and cloth stiching


School fruak Paper cutting and cloth stiching


Pawada Paper cutting and cloth stiching

Module 3

Punjabi dress top

Plain dress paper cutting and stiching




Principal
GOVT. DEGREE COLLEGE
AVANIGADDA, Krishna Dt. 521121.

Umbrella paper cutting and stitching

Flour length paper cutting and stitching

Dress boat neck ,round neck,square neck paper cutting and stitching

Punjabi dress pants

Patiyala pant paper cutting and stitching

Chudidar paper cutting and stitching

Plain pant paper cutting and stitching

Module 4

Plain blouse paper cutting and stitching

V neck blouse paper cutting and stitching

Prince cut blouse paper cutting and stitching

Boat neck blouse paper cutting and stitching

Square neck blouse paper cutting and stitching

Back open blouse paper cutting and stitching


Front open blouse paper cutting and stitching

Reference

Mudra vedios Telugu

Tailoring triks and tips -pasta vedios Telugu




Principal
GOVT. DEGREE COLLEGE
AVANIGADDA, Krishna Dt. 521121